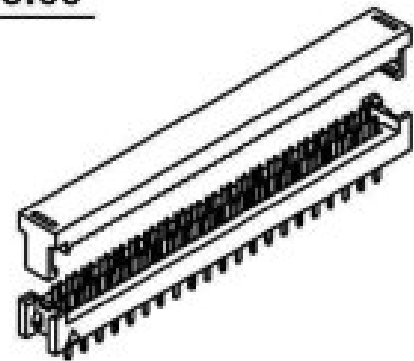
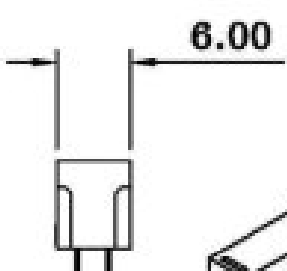
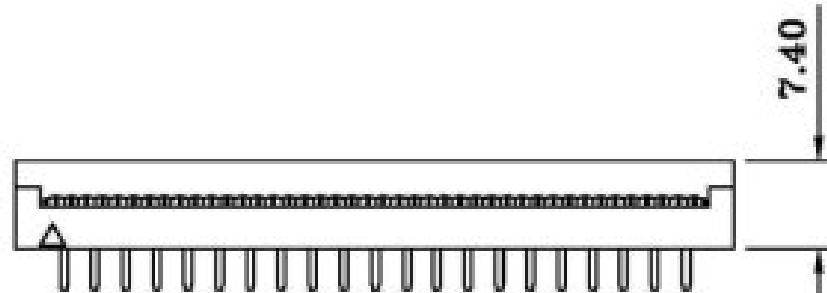


1 2 3 4 5 6 7 8

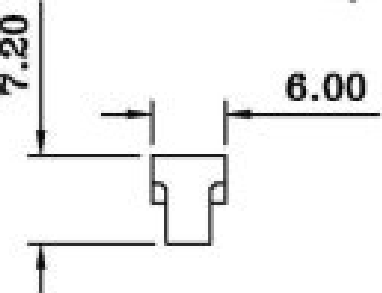
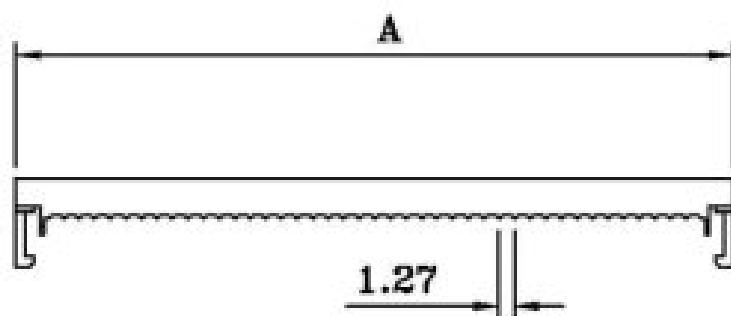
F  
E  
D  
C  
B  
A

F  
E  
D  
C  
B  
A

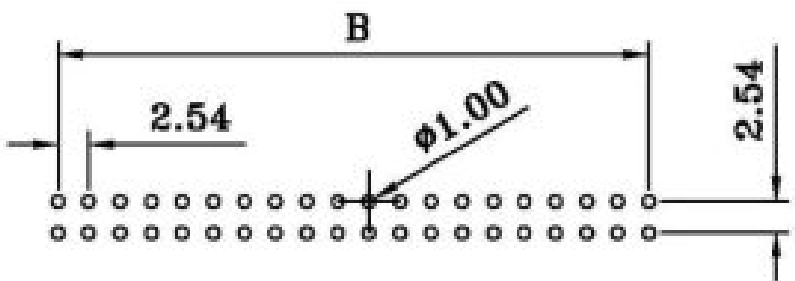
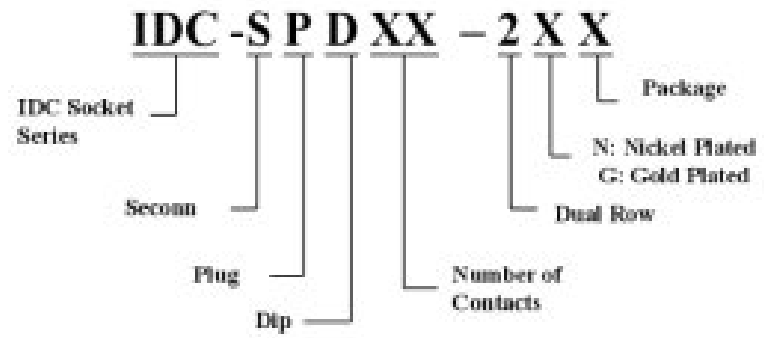
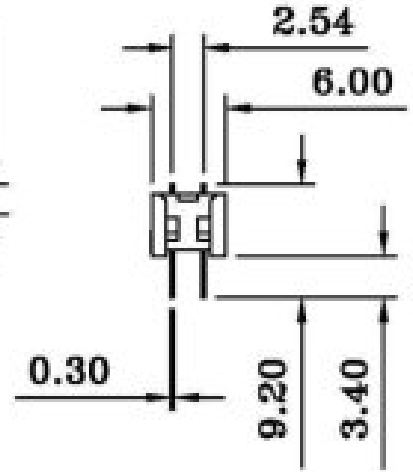
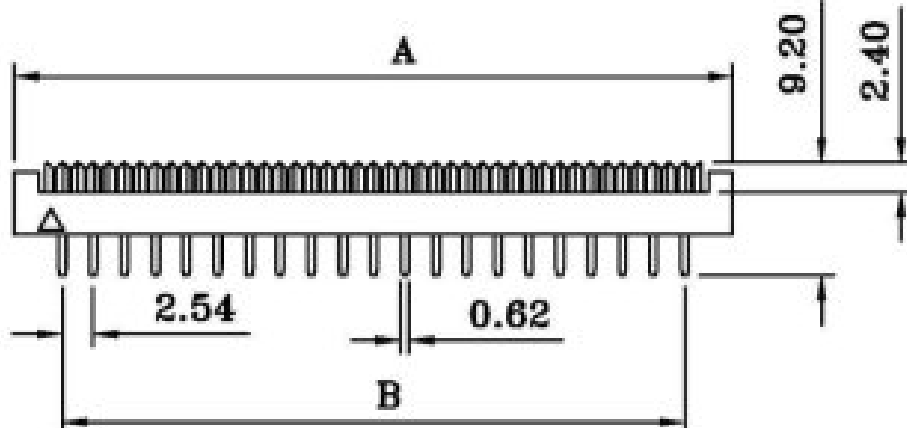


**MATERIALS:**  
 INSULATOR: P. B. T. 30%GLASS FIBER, UL94V-0  
 CONTACT MATERIAL: BRASS OR PHOSPHOR BRONZE,  
 GOLD FLASH OVER NICKEL

**ELECTRICAL:**  
 CURRENT RATING: 1AMP.  
 INSULATION RESISTANCE: 1000M Ω MIN.  
 DIELECTRIC WITHSTANDING: 500VAC  
 OPERATING TEMPERATURE: -40°C~+85°C



	A	B
6P	12.94	5.08
8P	15.48	07.62
10P	18.10	10.16
12P	20.51	12.70
14P	23.05	15.24
16P	25.64	17.78
18P	28.15	20.32
20P	30.78	22.86
24P	35.86	27.94
26P	38.40	30.48
28P	40.60	33.02
30P	43.50	35.56
34P	48.58	40.64
40P	56.20	48.26
50P	69.00	60.98
60P	81.75	73.68
64P	86.83	78.74



Recommended P.C. Board Hole Layout

UNIT	mm			Secom International Enterprise Co., Ltd.			
TOLERANCES				TITLE			
.x = ±0.25				2.54mm(0.1") pitch IDC Dip Plug Connector			
.xx = ±0.2				PART NO. IDC-SPDXX-2XX			
DRAWN		DATE		SHEET 1/1			
SCALE		SIZE	A4	REV			

1 2 3 4 5 6 7 8